

This is a document explaining how to make a transfer from your PC if you have a Shinhan account and once you have asked your bank for the english internet version.

First you need following documents or material :

1. A PC and not a MAC (Shinhan internet banking is not compatible with MAC)
2. Your certificate password
3. Your withdrawal password (= the 4 digit password used for your credit card)
4. Your transfer password
5. Your security card (a card with several numbers written on it).
6. The account number of the AFC SHINHAN 110 020 471096

**STEP 1** : clic on « Personal Internet banking »



**Step 2** : Wait till this page appears and clic on « log in »

Attendre que cette page apparaisse, et cliquer sur « Log in »



**STEP 3** : Your name appears on the screen. You must enter your certificate password.

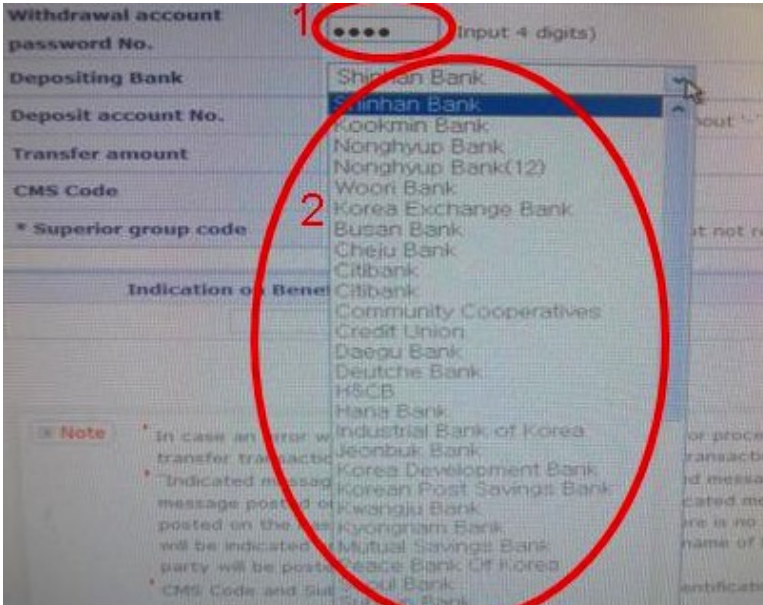


**STEP 4** : Choose « Transfer » and « A/C Transfer »  
Cliquer sur « Transfer » puis sur « A/C Transfer »

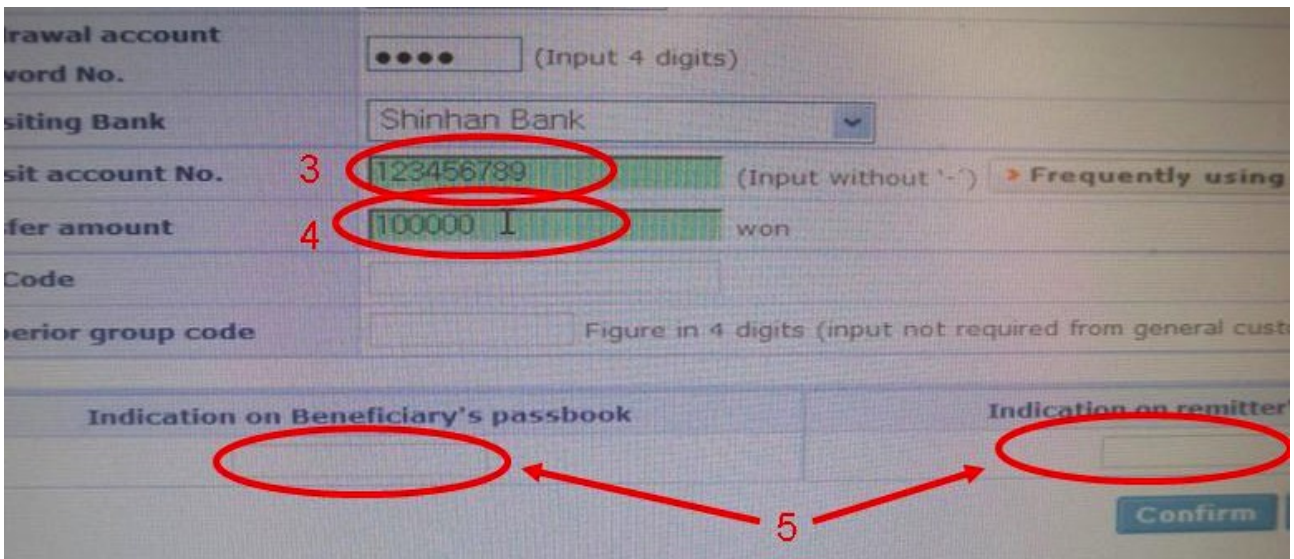


**STEP 5 :**

1. Enter your credit card password
2. Choose the bank (Shinhan for AFC)

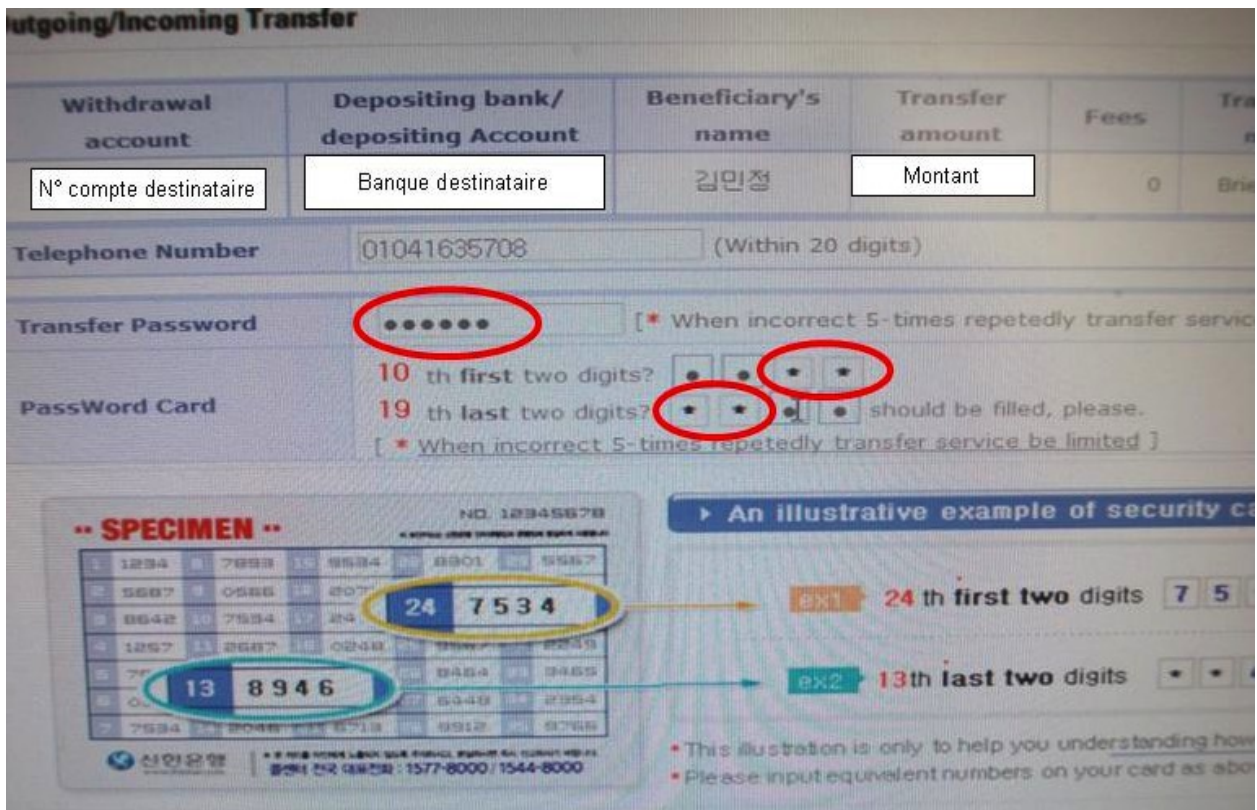


3. Enter the AFC account number : 100020471096
4. Enter the amount you wish to transfer
5. Not necessary, only if you want to have some special indications on the account book (name...)



**STEP 6 :**

You have to enter your transfer password + using your security card, enter the 4 digits as asked



**STEP 7 :** wooahh, you've almost finished. Just reenter once more the certificate password (to be sure you really know it!).

THE END!!!

